

	INFORMATION DOCUMENT N° D210/R92.02 rev. 00	Date: 02/08/2021 Page 1/7
---	---	--

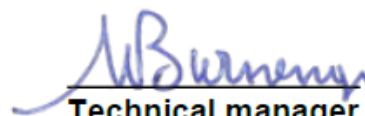
Termignoni S.p.A.
Via della Rampina, 1
I-15077 Predosa (AL)
Italy


**APPLICATION FOR APPROVAL OF SEPARATE TECHNICAL UNIT OF
EXHAUST SYSTEMS FOR MOTORCYCLE PURSUANT
TO ECE Regulation No. 92.02**

**Uniform provisions concerning the approval of non-original
replacement exhaust silencing systems (RESS) for motorcycles,
mopeds and three-wheeled vehicles**

Total number of pages: 11 (Including Annex)

Predosa, IT
02.08.2021


Technical manager



	INFORMATION DOCUMENT N° D210/R92.02 rev. 00	Date: 02/08/2021 Page 2/7
---	--	--

Confirmation

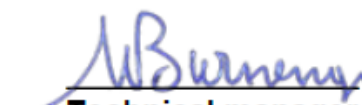
1- We declare hereby that the specimen submitted for this approval test have been manufactured and assembled in conditions of ordinary mass production and that they are compatible with the enclosed documentation.


1- Termignoni S.p.A. attests that the non-original replacement exhaust silencing systems of this type **D210** comply with the applicable ASEP requirements of UN Regulation No.41 during the type approval procedure and its production.

Termignoni S.p.A makes this statement in good faith, after having performed an appropriate evaluation of the sound emission performance of the non-original replacement exhaust silencing system in accordance with the requirements of UN Regulation No.92 during the type approval procedure and its production.

2- Termignoni S.p.A attests that no device or procedure has been intentionally altered, adjusted or introduced solely for the purpose of fulfilling the sound emission requirements of this Regulation, which will not be operational during typical on-road operation.

Predosa, IT
02.08.2021



Technical manager



	INFORMATION DOCUMENT N° D210/R92.02 rev. 00	Date: 02/08/2021 Page 3/7
---	--	--

Contents

Confirmation	2
0. GENERAL INFORMATION.....	4
1. GENERAL CONSTRUCTION CHARACTERISTICS.....	5
Appendix 1 - Composition of the original exhaust system + original parts	1
Enclosures:	
Appendix 2 – Drawing of composition “D210: Assembly”	pages 1
Appendix 3 – Drawing of silencer “D210: Silencer”	pages 1
Appendix 4 – Fitting instructions “Fitting instructions”	pages 1



	INFORMATION DOCUMENT N° D210/R92.02 rev. 00	Date: 02/08/2021 Page 4/7
---	--	--


0. GENERAL INFORMATION

B. General information concerning systems, components or separate technical units

- 0.7. Make (trade name of manufacturer):** Termignoni
- 0.8. Type:** D210
- 0.8. Variants:** TCSF, SCSF, CCSF, TCTF, SCTF, CCTF for details see page 7.
- 0.8.1. Commercial name (if available): --
- 0.8.2. Type-approval number (if available): --
- 0.8.3. Type-approval issued on (date, if available): N/A
- 0.9. Company name and address of manufacturer:** Termignoni S.p.A.
Via della Rampina, 1
I-15077 Predosa (AL)
Italy
- 0.9.1. Name and address of assembly plants: Termignoni S.p.A.
Via della Rampina, 1
I-15077 Predosa (AL)
Italy
- 0.9.2. Name and address of manufacturer's authorised representative, if any: N/A

0.10. Vehicle for which the system/separate technical unit is intended for

0.10.1. Type:	1A		1A
0.10.2. Variant:	00	02	00
0.10.3. Version:	AA	BG	AA
0.10.4. Commercial name:	Multistrada V4, Multistrada V4 S		Multistrada V4, Multistrada V4 S
0.10.5. Category of vehicle:	L3e-A3		L3e-A3
0.10.6. Vehicle type approval No.:	e9*168/2013*11661*		e9*168/2013*11687*



	INFORMATION DOCUMENT N° D210/R92.02 rev. 00	Date: 02/08/2021 Page 5/7
---	--	--

C. General information concerning vehicle, systems, components or separate technical units


0.12. Conformity of production

0.12.1. Description of overall quality-assurance management systems according to described internal quality management initially assessment has been executed.

1. GENERAL CONSTRUCTION CHARACTERISTICS

1.8. Propulsion unit performance

Engine type:	1200W4
Engine Capacity:	1158 cm ³
1.8.1. Declared maximum vehicle speed:	Vehicle type/variant 1A/00: 250 km/h Vehicle type/variant 1A/02: 220 km/h
1.8.3. Maximum net power combustion engine:	Vehicle type/variant 1A/00: 125 kW @ 10500 rpm Vehicle type/variant 1A/02: 84 kW @ 7000 rpm
1.8.4. Maximum net torque combustion engine:	Vehicle type/variant 1A/00: 125 Nm @ 8750 rpm Vehicle type/variant 1A/02: 114 Nm @ 7000 rpm
1.8.5. Maximum continuous-rated power electric motor (15/30 minutes power):	N/A
1.8.6. Maximum continuous-rated torque electric motor:	N/A
1.8.7. Maximum continuous total power for propulsion:	N/A
1.8.8. Maximum continuous total torque for propulsion:	N/A
1.8.9. Maximum peak power for propulsion:	N/A



	INFORMATION DOCUMENT N° D210/R92.02 rev. 00	Date: 02/08/2021 Page 6/7
---	--	--


4. GENERAL INFORMATION ON ENVIRONMENTAL AND PROPULSION UNIT PERFORMANCE

4.0.1. Environmental step:	EURO 5
4.0.2. Fuel consumption:	Vehicle type/variant 1A/00: 6,5 l/100 km Vehicle type/variant 1A/02: 6,4 l/100 km
4.0.3. CO ₂ emissions:	Vehicle type/variant 1A/00: 162 g/km Vehicle type/variant 1A/02: 157 g/km
4.0.4. Energy consumption:	N/A
4.0.5. Electric range:	N/A
4.0.6. Noise level (limit value):	77 dB(A)

4.4. Additional information on environmental and propulsion unit performance

- 4.4.4. Applicable information document set out in respectively UN Regulation No 92 shall supplement this information document with regards to the noise-abatement devices installed on the vehicle.

N/A



	INFORMATION DOCUMENT N° D210/R92.02 rev. 00	Date: 02/08/2021 Page 7/7
---	--	--

Technical description:

Non-original exhaust system, according to drawings no. "D210 : Silencer", consists of: two silencers on the right side of the vehicle rear, maximum section 156x79 mm, total length 471,0 mm (with endcap and junction pipe), absorption-reflection principle with double outlet pipe of Ø30 mm (inner section), in combination with original header system. The silencer has been designed in three possible variants: TCSF, SCSF, CCSF, TCTF, SCTF, CCTF.

Repair and maintenance information are in manual and webpage: www.termignoni.it

Position and direction of the tail pipe:


On the right side of the vehicle, in longitudinal direction

Used materials:

- TCSF: Titanium (Shell), Carbon fiber (outlet pipe), Stainless Steel (punched-holes Pipe), Fibre Glass (sound deadener).
- SCSF: Stainless Steel (Shell), Carbon fiber (outlet pipe), Stainless Steel (punched-holes pipe), Fibre Glass (sound deadener).
- CCSF: Carbon fiber (shell), Carbon fiber (outlet pipe), Stainless Steel (punched-holes pipe), Fibre Glass (Sound Deadener).
- TCTF: Titanium (shell), Carbon fiber (outlet pipe), Titanium (punched-holes pipe), Fibre Glass (sound deadener).
- SCTF: Stainless Steel (shell), Carbon fiber (outlet pipe), Titanium (punched-holes pipe), Fibre Glass (sound deadener).
- CCTF: Carbon fiber (shell), Carbon fiber (outlet pipe), Titanium (punched-holes pipe), Fibre Glass (sound deadener).

Place of marking:

On the silencers, see enclosed drawings of silencers and composition "D210: Silencer"






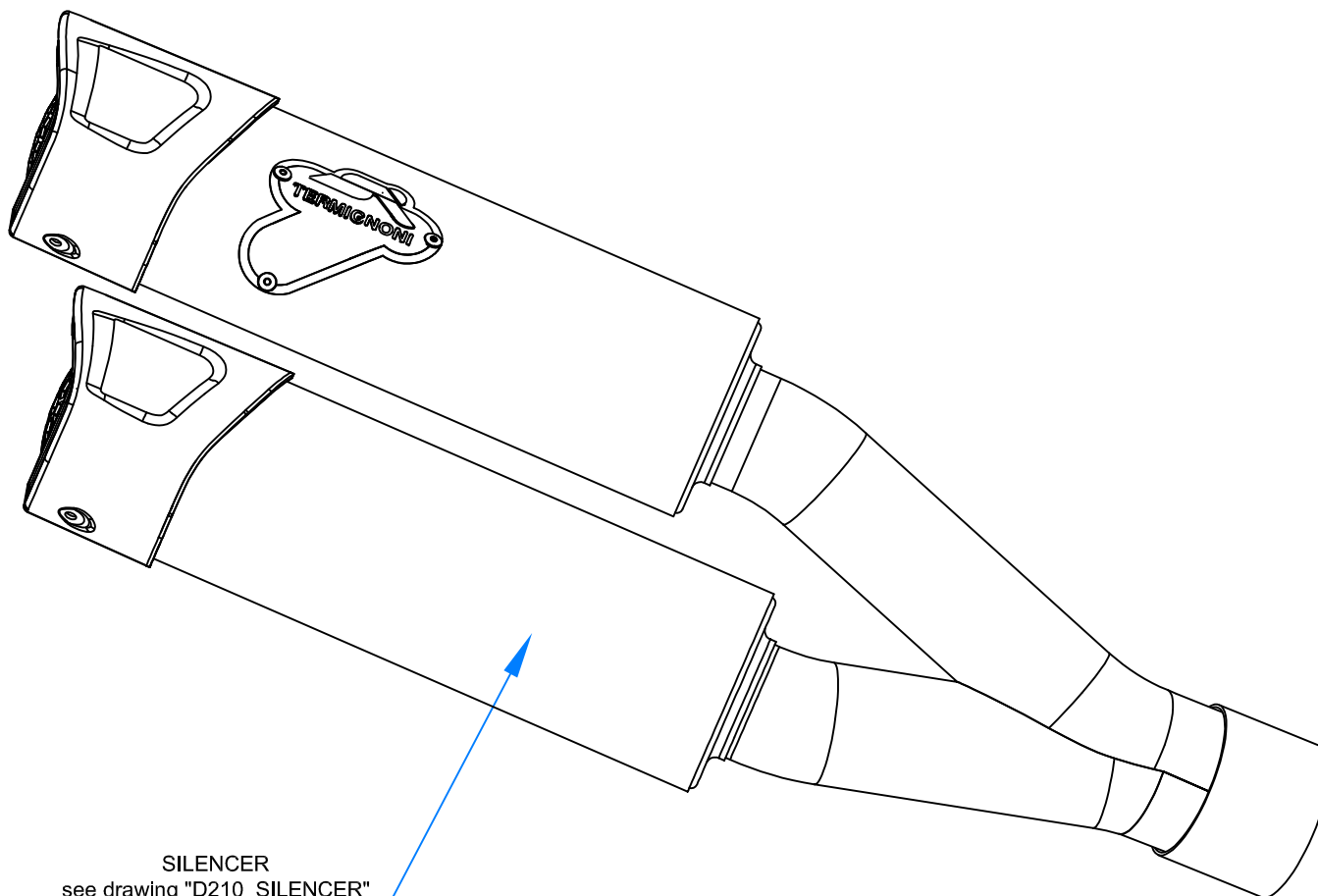
INFORMATION DOCUMENT
N° D210/R92.02 rev. 00 – Appendix 1

Date: 02/08/2021
Page 1/1


Appendix 1 - Composition of the original exhaust system + original parts

No.	Components parts, dimensions in mm	Dimensions of the part in mm or original part / replacement part	Part no. or homologation no.
1)	Collectors and final body	Original part	--
2)	Catalytic converter	Original part	--
3)	Silencers (Single outlet pipe, inner section Ø35 mm)	Two silencers on the right side of the vehicle rear, maximum section 156x79mm, total length 471 mm (with endcap and junction pipe), absorption-reflection principle with double outlet pipe of Ø30 mm (inner section), in combination with original header system	"D210 : Silencer"
4)	Silencer composition	TCSF, SCSF, CCSF, TCTF, SCTF, CCTF	See drawing no. "D210 : Silencer"



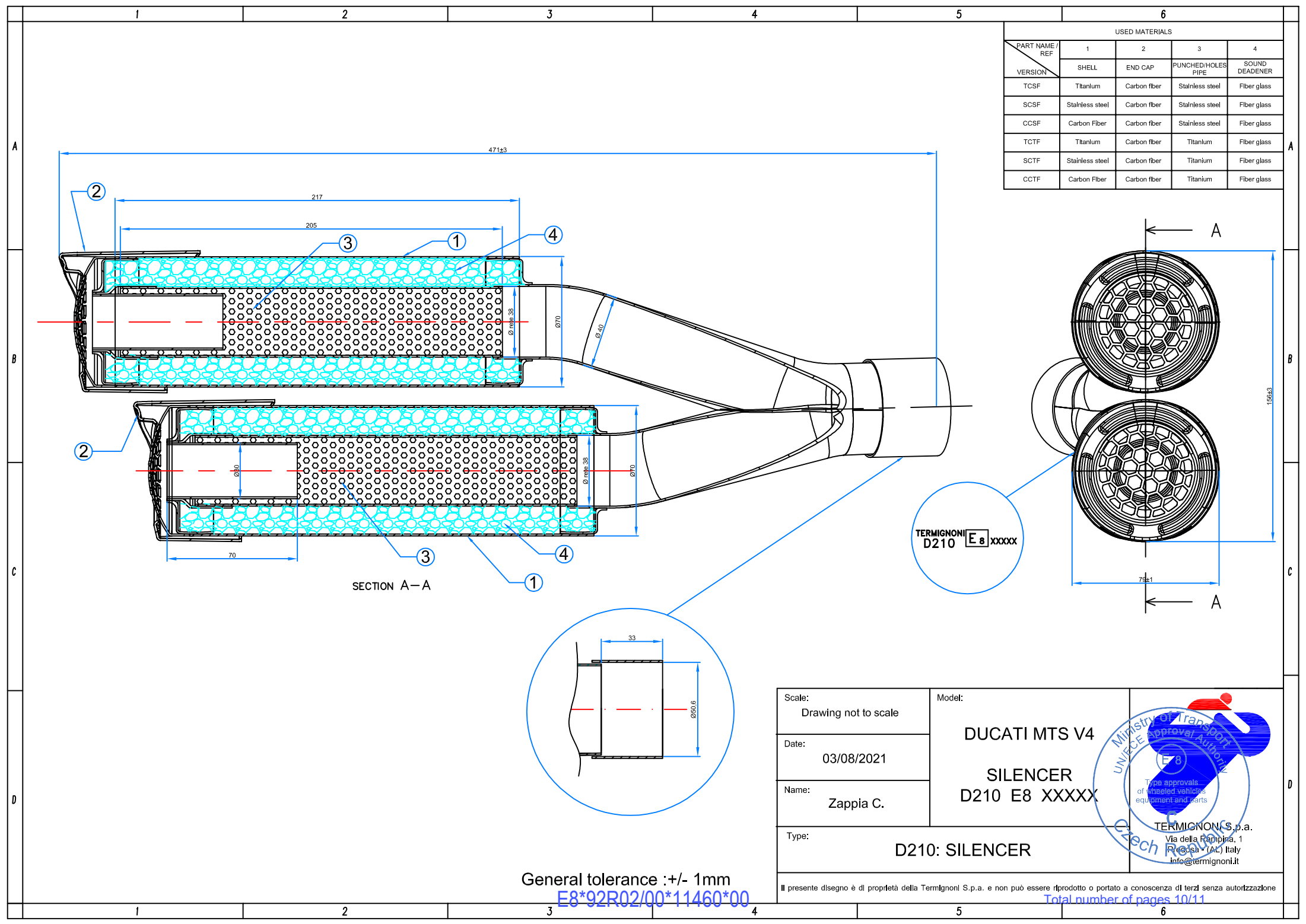


SILENCER
see drawing "D210_SILENCER"

Scale: Drawing not to scale	Model: DUCATI MTS V4	 <p>TERMIGNONI S.p.a. Via della Rappina, 1 Rovato (LC) Italy info@termignoni.it</p>
Date: 03/08/2021	SILENCER D210 E8 XXXXX	
Name: Zappia C.		
Type: D210 : ASSEMBLY		
Il presente disegno è di proprietà della Termignoni S.p.a. e non può essere riprodotto o portato a conoscenza di terzi senza autorizzazione		

E8*92R02/00*11460*00

Total number of pages 9/11



Scale: Drawing not to scale	Model: DUCATI MTS V4 SILENCER D210 E8 XXXXX	<p>Ministry of Transport UNECE approval Type approvals of motor vehicles equipment and parts</p> <p>TERMIGNONI S.p.A. Via della Rappina, 1 Piacenza (AL) Italy info@termignoni.it</p>
Date: 03/08/2021		
Name: Zappia C.		
Type: D210: SILENCER		
Il presente disegno è di proprietà della Termignoni S.p.A. e non può essere riprodotto o portato a conoscenza di terzi senza autorizzazione		

Total number of pages 10/11



Termignoni s.p.a.
Via della Rampina, 1
15077 PREDOSA (AL) Italy
Telef. +39 0131.71666
Fax +39 0131.71696
www.termignoni.it
Part. IVA - C.F. 00862780061
Iscriz. C.C.I.A.A. AL 130295
Iscriz. Tribunale Reg. Soc. 7721
N. Export AL 009063
C.C. IT 00862780061
Cap. Soc. € 1.000.000,00 int. vers.

FITTING INSTRUCTIONS

For Termignoni exhaust systems

A. Dismantling the original exhaust system

1. Remove any casing impeding clear access
2. Detach the silencer support(s) and the original silencer from the branch pipe and/or exhaust manifold

B. Fitting Termignoni silencer(s)

1. Fit the Termignoni silencer(s) to the original branch pipe, or use the Termignoni branch pipe to fit the exhaust manifold
2. Attach the silencer(s) with the mounting(s) supplied with the vehicle, leaving the screws and bolts loose
3. Adjust the exhaust system so that when fully inserted it is at least 5 mm from any other component of the vehicle
4. Tighten all screws and bolts
5. Test the vehicle and check all connections, tightening the screws and bolts if necessary
6. After about 100 km check all the connections again and tighten the screws and bolts if necessary

WARNING:

Take care when working on the exhaust system after testing the vehicle since the surfaces could be very hot

